Revision:	Changes:	Date:
1.0	Initial Case	2026.03.23

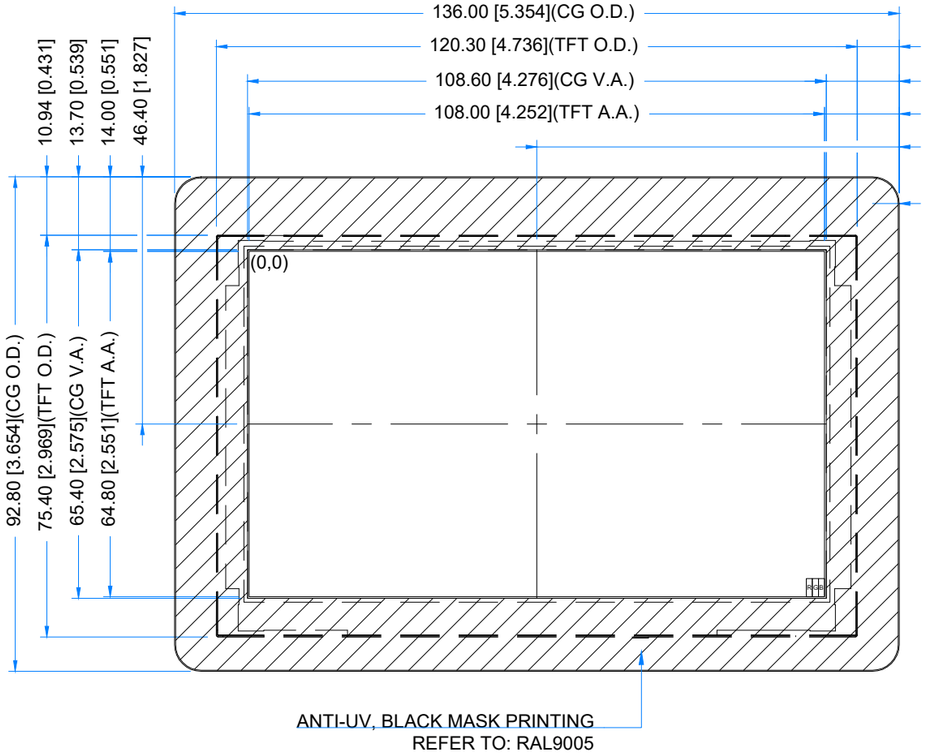

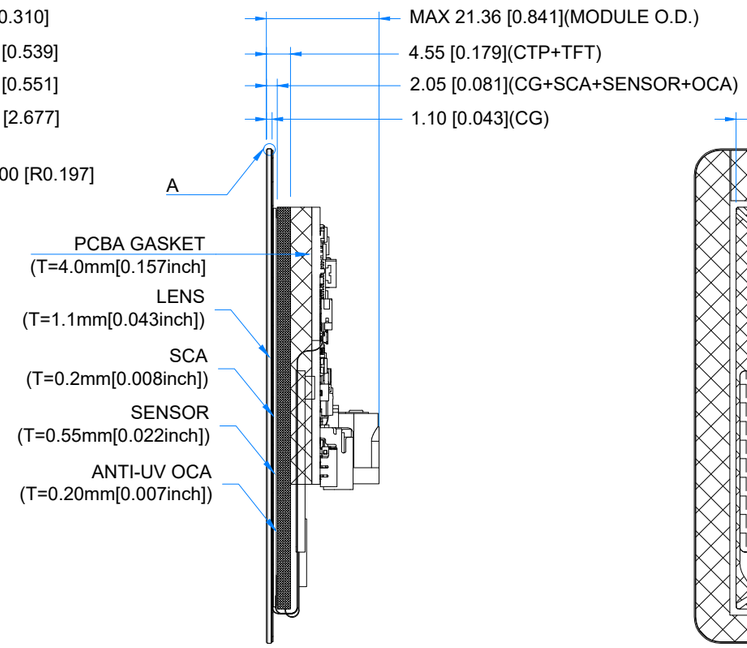

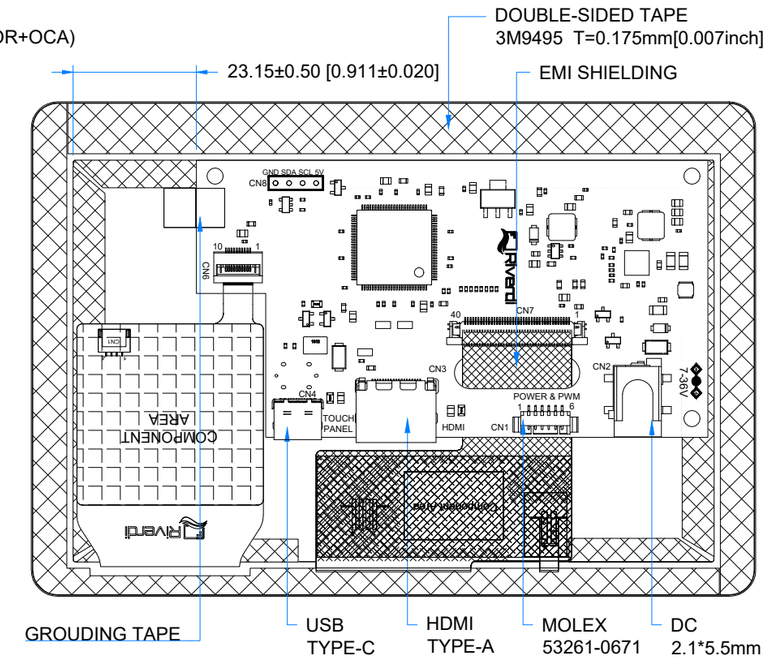

DETAIL A
SCALE 4:1

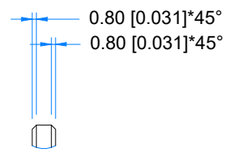

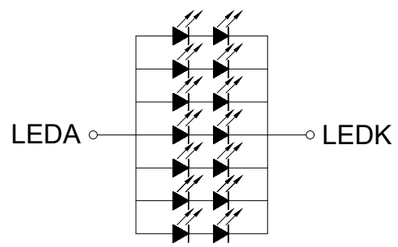

LED Circuit Diagram

PINOUT ON THE 2ND PAGE

TFT NOTES:
1. LCD TYPE: TRANSMISSIVE, NORMALLY BLACK, IPS
2. RESOLUTION: 800x480
3. VIEWING ANGLE: FREE
4. CONTROLLER IC OF MAIN BOARD: TFP401APZPR
5. VIDEO INTERFACE: HDMI
6. POWER SUPPLY: POWER JACK (7.0-36.0V); USB-C.

TP NOTES:
1. TP STRUCTURE: G+G
2. CG THICKNESS: 1.10mm[0.043inch]
3. DRIVER IC: ILI2132A
4. INTERFACE: USB-C
5. SURFACE HARDNESS: 7H

GENERAL NOTES:
1. SURFACE LUMINANCE: 850cd/m^2
2. OPERATING TEMPERATURE: -20°C ~ 70°C
3. STORAGE TEMPERATURE: -30°C ~ 80°C
4. WITHOUT INDIVIDUAL TOLERANCE: ±0.3mm
5. RoHS COMPLIANT

PN: RVT50HQHNWC00-B V2.0A				
SN:				
DRAWN:	M.Stabinski	2026.03.23	1:1.15	
CHECKED:	M.Wierzbowski	2026.03.23	[mm]	
APPR:	M.Wierzbowski	2026.03.23	ISO A3	P. 1 of 1

BACKLIGHT PWM & POWER - CN1			
Pin No.	Desc.	Pin No.	Desc.
1	VDD	2	VDD
3	PWM	4	EN
5	GND	6	GND